

# *One portfolio. Endless possibilities!*

The widest range of innovative air compressors, pumps, light towers and generators. Have you discovered the difference?

*Sustainable Productivity*

*Atlas Copco*



# Welcome!

The CONEXPO/CON-AGG show is always a much anticipated highlight on the calendar. At the 2017 show, we will launch innovative new generators, portable compressors, light towers and pumps.

The latest additions to our range have been developed to offer further improvements in energy efficiency, greater on-site flexibility and long-lasting performance. We want to ensure maximum productivity, profitability and ease of movement for our customers.

These new products have been developed in-line with our forward-thinking strategy. We are focused on anticipating and exceeding your future needs: from product design, energy requirements and all aspects of service. We are proud to offer you premium products that deliver exceptional value and guaranteed payback.

We hope to see you at the show, visit us at booth C31486. Let's start a conversation!

**Peter Lauwers**  
President, Atlas Copco Portable Energy

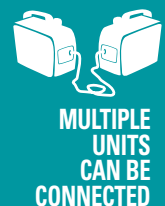
## Generators

### P and iP Portable Generators

We have developed a range of portable generators for people who work hard all day, every day! Built to last, every generator in this range delivers long-term reliability, even in the toughest working conditions. Easy operation, built-in safety features and an exceptional build quality make these generators the perfect working partner for construction professionals, no matter the job site or task at hand. From simple one-person jobs, all the way to large construction sites, we have the solution for you.

**P 2000i - P 3500i**

**1.6 to 3 kVA**



**P 3000 - P 6500 - P 8000**


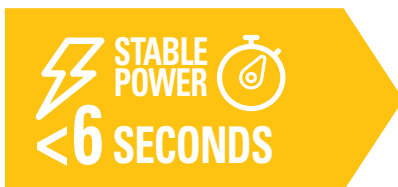
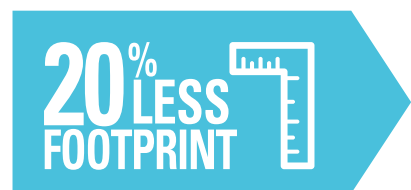
**2.3 to 7.5 kVA**



## QAS Generators

The new QAS generator range was designed specifically for the needs of the North American market. The range has been completely overhauled and incorporates eight models covering power ratings from 25 to 330 kVA. All QAS generators include the latest Tier 4 Final engine and have a footprint that is up to 20% smaller than the previous generation. The starting mechanism ensures that stable power is achieved in less than six seconds.

**When it comes to generators, we have evolved – have you?**



# Light Towers

## HiLight V4 and V5+

The HiLight V4 and V5+ light towers are perfect for multiple applications. For the ultimate in fuel economy and reliability, the LED HiLight V5+ is our premium offering. Its LED lighting technology provides a wide range of benefits and represents outstanding lifetime value for our customers. The second model, the HiLight V4 is the leading solution within the 4000W metal halide light tower segment. Both models offer assured robustness and extended safety features.



LAMP DURABILITY  
LIFE EXPECTANCY

Metal  
Halide

6,000  
Hrs



MANUAL  
VERTICAL  
MAST



LAMP DURABILITY  
LIFE EXPECTANCY

LED 30,000  
Hrs



0.52 gal/h  
FUEL CONSUMPTION

ADDITIONAL  
FEATURES

HardHat®

Spillage free frame



0.18 gal/h  
FUEL CONSUMPTION

Atlas Copco

## HiLight B5+

The HiLight B5+ is the best choice when it comes to transport efficiency by truck. The small footprint facilitates easy installation and provides maximum site safety.



LAMP DURABILITY  
LIFE EXPECTANCY  
LED 30,000 Hrs



0.13 gal/h  
FUEL CONSUMPTION

EXTRA SAFETY  
FEATURES

Hydraulic  
vertical mast



## HiLight E3+

The HiLight E3+ provides a flexible lighting solution by allowing users to easily plug into any power source including auxiliary power, electrical generator or directly into the grid.



LAMP DURABILITY  
LIFE EXPECTANCY  
LED 30,000 Hrs




ENVIRONMENTALLY  
FRIENDLY

No liquids and  
no emissions



MANUAL  
VERTICAL  
MAST





Atlas Copco

QAS 230

Atlas Copco

QAS 250

Atlas Copco

QAS 125

Atlas

QAS 200



# *The power to evolve*

The new QAS range of generators. Eight models covering power ratings from 25 to 330 kVA. All models have a footprint that is up to 20% smaller than the previous generation. The starting mechanism ensures that stable power is achieved in less than six seconds.

*Sustainable Productivity*

Atlas Copco



# Dewatering Pumps

## PAS Diesel Driven Pumps

We will debut three new PAS high-flow diesel pumps at the CONEXPO/CON-AGG show. With an outlet of 4,6 or 8 inches, these high capacity diaphragm pumps have a pumping head of up to 180 ft. and accommodate flows of up to 3,655 gallons per minute. The pumps have many new features, designed to maximise efficiency and minimize fuel consumption. The new models also feature the PumpWatch control system. PumpWatch controllers are designed and engineered to keep up with the constantly evolving demands of today's water moving industry.


**PW750**  
**PW1000**

PUMP WATCH



SIMPLE  
SERVICE



→  →  
**3,655 g/min**

ADVANCED  
CONTROL  
SYSTEM

NEW

**Atlas Copco**



## WEDA Electric Submersible Pumps

The WEDA range features industry leading power-to-weight ratios and are used across a wide range of applications. WEDA pumps are made for durability. The unique sealing system and modular design make them one of the most flexible pumps on the market. Easy to use and maintain, WEDA pumps promise optimal performance. The WEDA ISP (Instant Service Pack) is the optimum maintenance solution and can be easily fitted at the job site.

POWERFUL & PORTABLE



DESIGNED FOR EASY SERVICE



Up to 4,340 g/min



## WEDA+ Electric Submersible Pumps

New in 2017, the WEDA+ range includes all of the characteristics customers have come to expect from existing WEDA pumps; with the addition of new features that have been developed to take performance to the next level. Benefits include higher efficiency, simplified maintenance and increased capacity. The super high-head model is the smallest and lightest in its class.

UP TO 15% LIGHTER



UP TO 20% SMALLER



UP TO 20% LESS ELECTRICITY CONSUMED



# Air Compressors

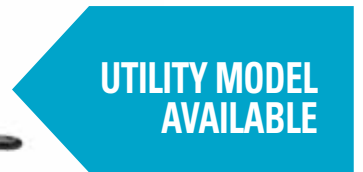
## XAS 110

The XAS 110 is the perfect compressor for companies that only need to power one tool or two tools if the new RTEX breaker is being used. With a flow of 110 cfm, the XAS 110 is compact, lightweight, and easy-to-tow. Importantly, it also needs no exhaust after-treatment. This compressor features the legendary HardHat® canopy and service can be completed in under one hour.



## XAS 185

The flagship product of our portable compressor range. Plus, we have also launched a new utility model. The utility model is perfect for incorporating onto a truck or as part of a complete package. The XAS 185 has recently undergone a design overhaul, with all new models now featuring the latest Tier 4 Final engines. The resultant improvement in engine performance has significantly aided the compressor's ability to work at high altitudes.



# XA(T,V)S 400

The versatile XA(T,V)S 400 range is comprised of two models featuring an intuitive PACE system (Pressure Adjusted through Cognitive Electronics), which enables multiple pressure and flow settings. The legendary Atlas Copco air element and new Tier 4 Final engine, coupled with the PACE system, ensures higher efficiency, longer service intervals, unmatched reliability, increased lifetime and lower cost of ownership. Operators using multiple machines to cover flow demands from 340-440 cfm and pressures from 100 to 200 psi now need only one compressor.



➔ 340-440  
CFM

**PACE**<sup>™</sup>  
Pressure Adjusted thru Cognitive Electronics  
**TECHNOLOGY**

**HARDHAT**<sup>®</sup>  
**CANOPY**

**PACE**<sup>™</sup>  
Pressure Adjusted thru Cognitive Electronics

- Pressure can be set with the XC2003 controller in 3 simple steps.
- Pressure can be adjusted within increments of 1 psi.
- Toggle between the pressure presets in a single click.



# Portable Energy Solutions Portfolio

## AIR COMPRESSORS

### READY TO GO

- 110-185 cfm
- 58-125 psi



### VERSATILITY

- 400-850 cfm
- 58-200 psi



### PRODUCTIVITY PARTNER

- 950-18,000 cfm
- 100-508 psi



Diesel and electric options available.

## GENERATORS

### PORTABLE

- 1.6-13.9 kVA



### MOBILE

- 25-1200\* kVA



\*Multiple configurations available to produce power for any size application.

## DEWATERING PUMPS

### ELECTRIC SUBMERSIBLE

- up to 4,340 g/min



### CENTRIFUGAL DIESEL DRIVEN

- up to 3,655 g/min



## LIGHT TOWERS

### METAL HALIDE



### LED



Portfolio and options available can change depending on the market.

## Committed to sustainable productivity

Atlas Copco's Portable Energy division has a forward-thinking philosophy. For us, creating customer value is all about anticipating and exceeding your future needs – while never compromising our environmental principles. Looking ahead and staying ahead is the only way we can ensure we are your long term partner.

[www.atlascopco.com](http://www.atlascopco.com)

Atlas Copco