



Chicago Pneumatic



CP6120-D35H/L 1½" Premium Industrial Impact Wrenches



**UNIQUE
FEATURES**
Premium Tool

**Available in 1½" Square Drive
and #5 Spline Drive**

New Design

- ✓ **More power**
- ✓ **Premium ergonomics**
- ✓ **Ultimate productivity**



IndustrialTools

People. Passion. Performance.

CP6120-D35H/L

1½" Premium Industrial Impact Wrenches



High power and ergonomics: one of the most productive tools for intensive use!

POWERFUL

Max torque 3600 ft.lbs
– 4880 Nm

ROBUST


- Steel clutch housing
- Aluminium motor housing

USER-FRIENDLY

Very comfortable side handle, easy to use and carry around

COMFORT

Ergonomic grip



2-JAW : POWER AND COMFORT

- The CP solution for the most intensive applications
- Minimize side vibrations

DURABLE AND ERGONOMIC

Robust and intuitive reverse setting



IMPROVED ERGONOMICS

Exhaust directed away from the operator

2 MODELS

- Adaptable inside-outside trigger
- Available in Spline #5 version



Model	Part #	Square Drive	Socket Retainer	Free Speed	Blows / Minute	Working Torque		Max Torque		Tool Weight		Air Cons. @ Load		Sound Pressure	Sound Power	Vibration
				RPM	BPM	ft.-lbs.	Nm	ft.-lbs.	Nm	lbs.	kg	cfm	l/s	dB(A)	dB(A)	m/s ² (k)
CP6120-D35H	615 159 0120	1½"	Hole	3500	960	600-2000	815-2710	3600	4880	34.5	15.6	60	28	97	108	21.8 (11.8)
CP6120-D35L	615 159 0130	#5 spline		3500	960	600-2000	815-2710	3600	4880	34.5	15.6	60	28	97	108	21.8 (11.8)

Hose int. ¼" (19 mm) - @ 90 PSI (@6.3 Bar)
Dimension details on back.

Listed specifications are for reference only.
Please check tool documentation.

IMPROVED



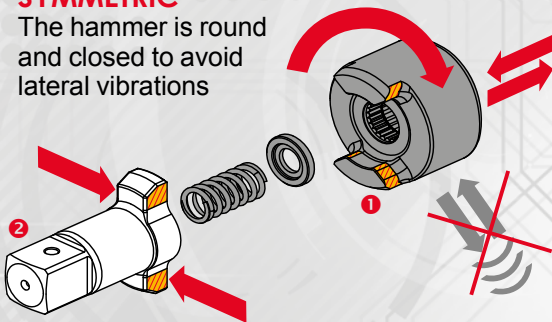
PERFORMANCES

- Very powerful – tightening/untightening bolts up to 1½" / M36
- Top robustness and durability
- Low “shaking” vibrations – gives less operator’s fatigue
- Higher torque: 3600 ft.lbs – 4880 Nm
- Superior untightening capacity
- Unique CP6120 Series comfort and ergonomics

THE CP 2-JAW CLUTCH Best choice for tough duty!

SYMMETRIC

The hammer is round and closed to avoid lateral vibrations



VERSATILE & COMFORTABLE

Efficient for all type of joints, the 2-Jaw clutch is one of the quietest technology improving dramatically operator's comfort

MINIMIZE SIDE VIBRATIONS

The hammer ① hits simultaneously the anvil ② on two opposite points for maximum effect and reduces vibrative movement.

- High energy per blow, high ultimate torque

WHY SPLINE DRIVE? Quality and economy!



Spline basically gives better contact between output shaft and socket. This gives a number of advantages:

- Better contact between tool and socket will give better quality of assembly and higher torque transferred to bolt
- More efficient tightening and untightening will shorten impacting time → decrease operator's fatigue and enables less use of tool and sockets
- Tighter contact gives less shocks in the sockets → sockets last longer

DESIGNED FOR HIGH INTENSITY USE Maintenance and Assembly



Oil, Gas and Petrochemical

- Flanges, valves, cokers
- Construction, shut-down and decommissioning of refineries, pipelines, platforms



Mining and Mineral Processing

- MRO on heavy equipment and vehicles



Other heavy-duty operations

- Windmills and powerplants
- Metalworking
- Paper and wood factories



Over 110 years of experience


Since 1901 the Chicago Pneumatic (CP) name has represented reliability and attention to customer needs, with construction, maintenance and production tools and compressors designed for specific industrial applications. Today, CP has a global reach, with local distributors around the world.

Our people start every single day with a passion to research, develop, manufacture and deliver new products that are meant to meet your needs not only today, but tomorrow as well.

To learn more about our extensive range of tools, construction equipment, industrial and portable compressors, accessories and workshop equipment, please visit www.cp.com.



DIMENSIONS



Model	A		B - side to center	
	in.	mm	in.	mm
CP6120-D35H	16.5	420	2.13	54
CP6120-D35L	16.5	420	2.13	54

TUNE-UP KIT

Model	TUNE-UP KIT
CP6120-D35H/L	615 399 0710

ACCESSORIES SELECTION

FILTER-REGULATOR-LUBRICATOR

Part # NPT	Part # BSP	Size	Type	Max. Flow Rate	
		in.		cfm	l/sec
894 016 8517	894 016 8480	1/2	2 stage	110	50
894 016 8518	894 016 8481	1/2	3 stage	110	50
894 016 8519	894 016 8483	3/4	2 stage	220	100
894 016 8520	894 016 8484	3/4	3 stage	220	100

FRL Stand Part #	Description
615 812 0450	FRL stand for 2 stage 1/2" metallic FRL (frame only)

FRL units will improve the productivity and lifetime of your pneumatic tools.



CP AIR FLEX (360° swivel)

Part # NPT	Part # BSP	Female Inlet	Male Inlet	Max. Flow	
		in.	in.	cfm	l/sec
894 017 1567	894 017 1566	1/2	1/2	74	35



IN LINE OILERS (BSP inlet only)

Part # BSP	Size	Max Pressure		Capacity
	in.	psi	bar	ml
615 812 0490	1/2	500	34	40
615 812 0500	3/4	260	18	110



OIL

Part #	Volume
CA149661	4 oz / 20 ml
CA000046	20.8 oz / 591 ml



SOCKETS

SCAN THE QR CODE TO GO TO THE SOCKETS CATALOG (1/2" ARE METRIC ONLY)

Find our 1/2" socket range online, with output size from 41 mm to 90 mm.



SPECIAL OFFER

GET YOUR CP6120-D35H WITH A FRL KIT

Part # 6153991570

CP6120-D35H + FRL 2 stage + stand + oil



The FRL guarantees correct air pressure, filtering and lubrication of air. The stand protects the FRL and is easy to carry.